

PRO ARM CRANE

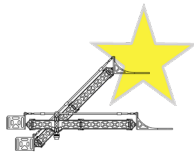
Three Size Configurations

The Pro Arm crane is fixed-length with three size configurations. This crane is great for mounting on a dolly for extended reach and increased camera angle flexibility over a dolly.

The longest configuration, the maximum lens height is 8'1". At the shortest length, the lens height reaches up to 6'1". The Pro Arm's reach at full extension is 12'9" in front of the post with 6'4" of the arm on the bucket side. This crane provides basic functionality for operators that are looking for a new angle that can be combined with linear crane movement.

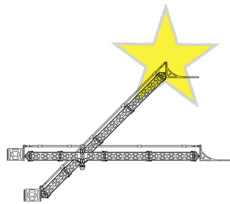
SPECIFICATIONS

Dimensions

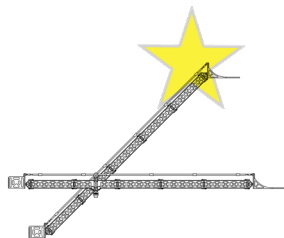


The post to nose length is 12'9" (3.89 m) in large configuration, 9'9" (2.97 m) in medium size, and 6'10" (2.08 m) in small. The mounting point max height is 8'1" (2.49 m) in large, and 6'1" (1.85 m) in medium and small configurations. The overall arm length is 19'1" (5.82 m) in the largest configuration, 14'9" (4.50 m) in medium size, and 14'10" (4.52 m) in small.

Weights



Accessories



Mountable on track. HME wireless headsets provide clear communication for crane operation.

CREATIVITY IN REACH®

www.procamrentals.com

(818) 717-0354

marketing@procamrentals.com



PRO ARM CRANE

